

UMBRACOSPARK #SPARKQA

Why everyone should be an Umbraco package developer

BY LOTTE PITCHER





Hello!

Lotte Pitcher



MVP 6X

C-Trib




Photo credit Doug Robar




#SPARKQA



1 HQ steward
&
6 community members

*Aim to empower Umbraco package
developers and to encourage more
community members to create and
use packages.*




#SPARKQA

UMBRACOSPARK #SPARKQA


Why everyone should be an
Umbraco package developer


Everyone?



UMBRACOSPARK #SPARKQA


Why everyone should be an
Umbraco package ~~developer~~
contributor
(and how)






**Umbraco
Commercial**

Forms, Workflow, Deploy




**Community
Licensed /
Freemium**

uSync Complete, Vendr, uMarketingSuite,
Konstruct, Newsletter Studio, Translation
Manager, uSkinned ...



**Community
Free / OSS**

uSync, Contentment, URL Tracker, Diplo God
Mode, Cultiv Hangfire, Feature Flags ,
Accessibility Reporter ...




#SPARKQA



The Launch of v8

- February 2019 - Surprise!
- Few (no?) packages were properly ready
- Not widely adopted until they were
- uSync
 - Beta 1 released with v8 launch
 - Three months until officially supported



#SPARKQA




The Launch of v9

- Move to .NET Core
 - Version branches
 - Multi-targeting
- September 2021
- Feature complete beta 5 months before
- First RC 2.5 months before
- uSync released same day
- #H5YR everyone involved






Umbraco 10



#SPARKQA



Umbraco 11



#SPARKQA



The Future – v12



Small Impact



The Future – v13 (LTS)



BIG IMPACT




#SPARKQA



How Can You Contribute?

1 CREATE A PACKAGE




#SPARKQA



My Recent Experience

24
DAYS
IN **UMBRACO**



#SPARKQA



v7
cloud
site

2021

24 DAYS IN UMBRACO

[2021] 2020 2019 2018 2017 2016 2015 2014 2013 2012

- 01 Getting Friendly with Umbraco
by Joe Panayiotou
- 02 Scripting an Azure deployment of Umbraco 9
by Emmanuel Tissera
- 03 Advanced Tips For Content Apps
by Tim Payne
- 04 Trying to perfect my imperfection(?)
by Büşra Şengül


same
design
10 years



#SPARKQA



v10
cloud
site

2022 2021 2020 2019 2018 2017 2016 2015 2014 2013 2012	24 Days In Umbraco		
	Today's article 24 24 Days (Un)wrapped! by Lotte Pitcher, Jan Skovgaard Olsen, Christiaan Steinmeier, Paul Seal & Dave Woestenborghs	Today's AI Art Christmas in Paris, charcoal drawing Niels Steinmeier • DALL·E	
	01 Empowering our authors and clients through Umbraco: A call to action by Danny Lancaster	02 Send SMS & MMS from Umbraco Forms Workflows using Twilio by Niels Swimberghe	03 Hero banners – Not quite the hero we think they are by Jack Chamberlain
	04 Getting more out of the Block List Editor again by Matthew Wise	05 Umbraco with external login providers by Jeroen Breuer	06 How to become a better mentor by Dennis Adolff

new
design



#SPARKQA



Chrztian Steinmeier
Mr XSLT

The Requirement

Markdown test

Content

Info

Actions ▾

Content

Tagging

Author(s)

Meta

Slug

Publishing Day

Notes



- Build a custom number and textarea property
- Textstring just in case
- Add to 24 days solution

My Initial Plan

The screenshot shows a web interface for editing a document titled "Markdown test". At the top, there are tabs for "Content", "Info", and "Actions". Below these, there are sub-tabs for "Content", "Tagging", "Author(s)", and "Meta". The "Meta" tab is currently selected. The form contains several fields: a "Slug" field, a "Publishing Day" field, and a "Notes" field. The "Notes" field is a large text area. There are pink brackets on the left side of the "Publishing Day" and "Notes" fields, indicating they are part of a specific section or feature.



My Initial Plan

Markdown test

Content

Info

Actions ▾

Content

Tagging

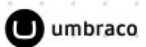
Author(s)

Meta

Slug

Publishing Day

Notes



#SPARKQA



[>.CODECABIN

- Umbraco Unconference
- 3 nights / 2 full days
- 20 Developers
- Sessions and hacking



#SPARKQA



umbraco



GIBE



Great State



MENTOR



Rock Solid Knowledge



Umbhost

#SPARKQA



Applications Are Open!

Fri 8 – Mon 11 Sep

Apply by Jul 7



<https://codecab.in>



#SPARKQA





*Do it like Vorto -
use a property
editor 'wrapper'*

Lee Kelleher
27 (2009)



Matt Brailsford
31 (2010)



#SPARKQA



Property editor
Select a property editor

Vorto

Property editor alias
Our.Umbraco.Vorto

Data Type
Select the data type to wrap.

Language Source
Select where Vorto should lookup the languages from.

Language Nodes XPath
If using in-use language source, enter an XPath statement to locate nodes containing language settings.

Display Native Language Names
Set whether to display language names in their native form.

Textstring

Richtext Editor - Repository

Richtext Editor - Simple

Richtext Editor - Small

SEO Checker - Robots

SEO Checker - XML Sitemap

Site Picker (Multiple)

Site Picker (Single)

Tags

Testimonial Picker (Multiple)

Testimonial Picker (Single)

Text Color Style Picker

Textarea

Textstring

True/false

Upload

Url Picker - Content and Urls

Url Picker - External Urls

Url Picker - Internal Url

Video Title Picker (Single)

Widget Picker (Single)



#SPARKQA



Community Team at HQ Odense DK



#SPARKQA



The Implementation

Property editor*
Select a property editor

Admin Only Property
Umbraco.Community.AdminOnlyProperty

[Change](#)

User groups
Select as many user groups as you like!

☒ Administrators
☐ Editors
☐ Sensitive data
☐ Translators
☐ Writers

Data type
The data type to wrap

Numeric
/Numeric

[Edit](#) [Remove](#)

Show indicator?

☐

Add '🔒' to the label to indicate the property is restricted to some users



Published!



Our.Umbraco.Community.AdminOnlyProperty by **lottepitcher**, 1.03K downloads 1.1.1

Restrict a property on a document type by user group(s). If the editor is unauthorised the property will not be shown.

☰ README.md ✎

Admin Only Property Editor for Umbraco

downloads 1.1k nuget v1.1.1 license MIT

This package adds a new data type 'wrapper' to the Umbraco backoffice that allows you to hide a document type property from any user that is not in the specified user group(s).



#SPARKQA



#SPARKQA



Paying it Forward



#SPARKQA


UMBRACOSPARK #SPARKQA

The Scaling of Lee Kelleher





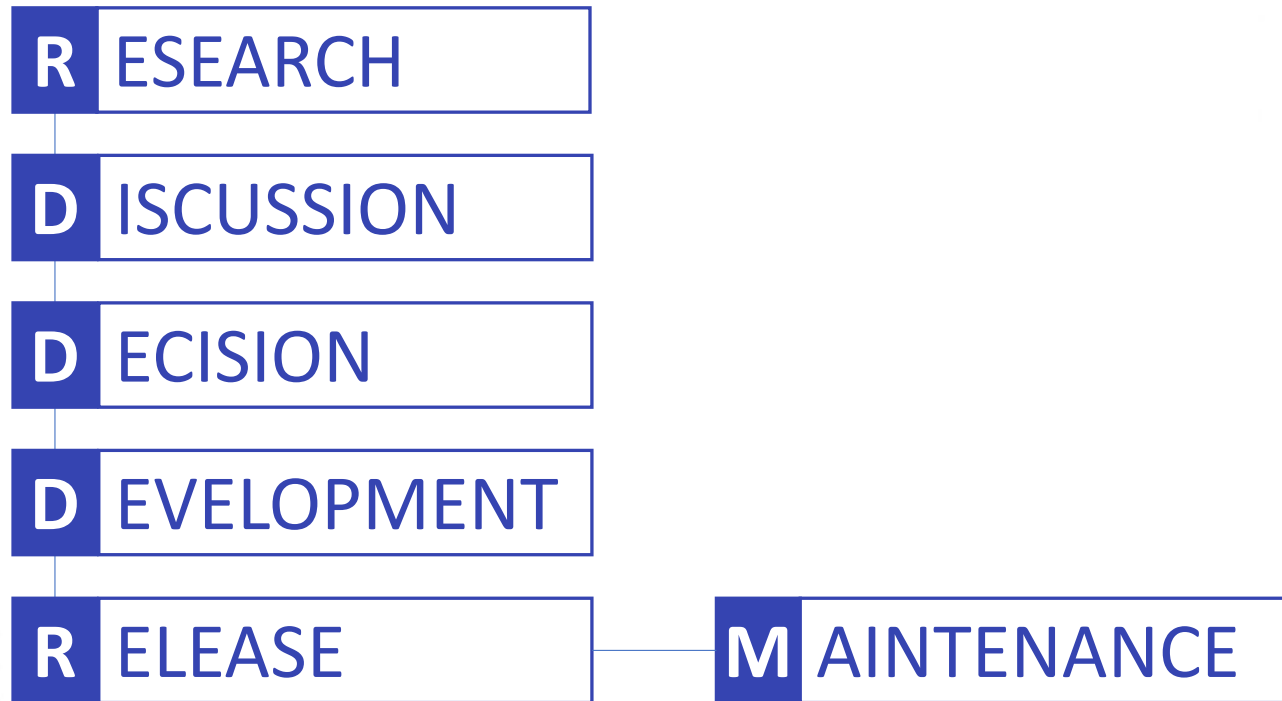
The Scaling of Lee Kelleher



#SPARKQA



Package Development Process






Research


Does a similar
package already exist?





#SPARKQA





 **Umbraco Marketplace**



Analytics & Insights



Campaign & Marketing



Commerce



Developer Tools



Editor Tools


Headless


PIM & DAM


Search


Themes & Starter Kits


Translations

Filter

Search: gmaps X

Order by: Relevance X

v8 v9 v10 v11

Our.Umbraco.GMaps
Basic Google Maps with autocomplete
property editor for Umbraco 8+



#SPARKQA



Research



Ask on Community Discord
#modern-umbraco



Keep updated with Umbraco
Marketplace releases

 linktr.ee/umbraco



#SPARKQA



Does a package exist?


Yes



Similar



No



#SPARKQA



Don't have an idea?



Umbraco Community Package Ideas Repo



github.com/leekelleher/umbraco-package-ideas



#SPARKQA



Discussion



People you work with




Umbraco Friends



After party tonight!



Local meetup



#SPARKQA



“ Packages Question Time ”

New Virtual Meetup

1st one, with Lee, on
Friday March 24th
lunchtime for
approx. 1 hour

Not recorded



The screenshot shows the Meetup website interface for the 'Umbraco Virtual' group. At the top, the Meetup logo is on the left, a search bar with the text 'Search for keywords' is in the center, and a 'Start a new group' link is on the right. The main content area features a large teal banner with a white robot head icon and a small blue 'U' logo in the top right corner. To the right of the banner, the group name 'Umbraco Virtual' is displayed, along with its location 'Odense, Denmark', '27 members · Public group', and 'Organized by Umbraco and 2 others'. Below this is a 'Share:' section with icons for Facebook, Twitter, LinkedIn, and Email. A navigation bar contains links for 'About', 'Events', 'Members', 'Photos', 'Discussions', and 'More'. A red 'Join this group' button is prominently displayed. The 'What we're about' section describes the group's purpose: 'Umbraco Virtual can host any online meetup or event that isn't being organised by an existing regional Umbraco meetup group. Everyone from all around the world with an interest in Umbraco should join it!'. The 'Organizers' section lists 'Umbraco and 2 others' with a 'Message' link.



#SPARKQA



<< Paying it Forward: Idea 1

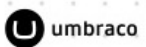




Decision - Name

*What's in a name? That which
we call a rose by any other name
would smell just as sweet.*

- Will Shakespeare, 1597



#SPARKQA



Decision - Name

What's in a name? That which we call a rose by any other name might be harder to discover in the Umbraco Marketplace.

- Lotte Pitcher, 2023



#SPARKQA




Decision - Name

v8 v9 v10 v11

Skybrud.Umbraco.GridData....
Doc Type GridEditor add-on for Skybrud.Umbraco.GridData.


Package



v8 v9 v10 v11

Skybrud Redirects
Redirects manager for Umbraco.


Package



v9 v10 v11

Limbo Tables
Table editor for Umbraco 10+.

Package





Decision - Name



v8 v9 v10 v11	v10 v11	v10 v11
Blip Block List item picker for Umbraco CMS Package 	Clip Content creation restrictions for Umbraco CMS Package 	Flip Document type flipper for Umbraco CMS Package



Decisions... Decisions... Decisions...




Push to nuget	Test site in GH repo	License
nuget package Id	Namespace	Versioning
What about new backoffice	v10 or v11	To RCL or not to RCL



Development – Finally!

Core package template

```
dotnet new umbracopackage --n MyNewPackage
```



#SPARKQA



```
1 <Project Sdk="Microsoft.NET.Sdk">
2   <PropertyGroup>
3     <TargetFramework>net6.0</TargetFramework>
4     <ContentTargetFolders>.</ContentTargetFolders>
5     <Product>MyNewPackage</Product>
6     <PackageId>MyNewPackage</PackageId>
7     <Title>MyNewPackage</Title>
8     <Description>...</Description>
9     <PackageTags>umbraco plugin package</PackageTags>
10  </PropertyGroup>
11
12  <ItemGroup>
13    <PackageReference Include="Umbraco.Cms.Web.Website" Version="10.4.0" />
14    <PackageReference Include="Umbraco.Cms.Web.BackOffice" Version="10.4.0" />
15  </ItemGroup>
16
17  <ItemGroup>
18    <Content Include="App_Plugins\MyNewPackage\*" ExcludeFromSingleFile="true" CopyToOutputDirectory="PreserveNewest" />
19    <None Include="buildTransitive\*" Pack="true" PackagePath="buildTransitive" />
20  </ItemGroup>
21 </Project>
22
```



#SPARKQA



Now What?!



```
dotnet new ALL_THE_THINGS --
```



Package 'good practice' guide (draft PR)



github.com/umbraco/UmbracoDocs/pull/3829



#package-development



Release: Configure and Test



Configure

- Version number
- nuget Package settings
- Readme for nuget
- Logo for nuget
- Build for nuget
- Add a Umbraco-marketplace.json file
- Add Umbraco-marketplace tag


Test

- Test nuget package from local source
- Use “Nuget Package Explorer” tool
- Marketplace validation tool

```
dotnet add package Umbraco.Community.MyNewPackage  
--source "C:\MyNewPackage\src\MyNewPackage\bin\Release"  
--prerelease
```

Release

- Upload to nuget
- Should appear on Marketplace at 0400 UTC



#SPARKQA



Maintenance



A Happy GitHub Repo

- Good readme for people using package
- Contribution guidelines
- Issue templates to encourage good quality bug reports and feature requests

Title

Thanks for taking the time to report this issue as thoroughly as possible.

Which AdminOnlyProperty version are you using?

If you are unsure, we'll assume it's the latest version.

Which Umbraco version are you using? For example: 10.4.0 - don't just write v10 *


Use the help icon in the Umbraco backoffice to find the version you're using.



#SPARKQA



Maintenance



A Happy GitHub Repo

- Good readme for people using package
- Contribution guidelines
- Issue templates to encourage good quality bug reports and feature requests



Easy Releases


- GitHub action for releasing to nuget when tag pushed?





Decisions / Development Revisit



 **Umbraco.Community.Templates.PackageStarter** 1.0.0

.NET CLI

```
> dotnet new install Umbraco.Community.Templates.PackageStarter::1.0.0
```

ⓘ This package contains a .NET Template Package you can call from the shell/command line.

📖 README

📦 Dependencies

🔗 Used By

🕒 Versions

Version	Downloads	Last updated	Status
1.0.0	0	7 minutes ago by lottepitcher	Listed



Development Revisited

☰ README.md ✎

An Opinionated Package Starter Template


Use this `dotnet new` template to get a head start for creating, releasing and maintaining Umbraco Packages for v10+.

I've called it an 'opinionated' package starter template because lots of decisions have been made for you. This means that all you *really* have to worry about is adding your package code. A lot of the other stuff involved in releasing a package and having a well-maintained open source GitHub repository has been done already.

Of course none of these decisions are irreversible. Once you've used the template you can change whatever you need to. Please make sure you read this readme so you understand what choices you are starting with so that you can change them where necessary before you push to GitHub, and definitely before you publish to nuget!



github.com/LottePitcher/opinionated-package-starter



#SPARKQA



Development Revisited

An “opinionated” package template

```
dotnet new install Umbraco.Community.Templates.PackageStarter
```



#SPARKQA




Development Revisited

An “opinionated” package template



```
dotnet new umbracopackagestarter -n MyNewPackage  
--authorName "Lotte Pitcher"  
--githubUser "LottePitcher"  
--githubRepo "MyNewPackage"
```

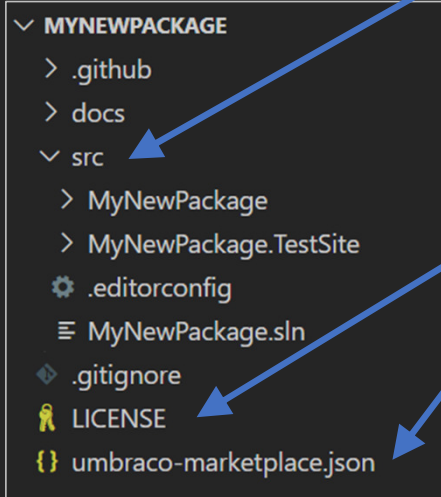


#SPARKQA



Creates a whole GitHub repository folder for your project
/src folder contains:

- Package project
- Test website
- Solution file




```
{  
  "$schema": "https://marketplace.umbraco.com/umbraco-marketplace-schema.json",  
  "AuthorDetails": {  
    "Name": "Lotte Pitcher",  
    "ImageUrl": "https://github.com/LottePitcher.png"  
  },  
  "Category": "",  
  "Description": "",  
  "LicenseTypes": [ "Free" ],  
  "IssueTrackerUrl": "https://github.com/LottePitcher/MyNewPackage/issues",  
  "PackageType": "Package",  
  "Tags": [],  
  "Title": "MyNewPackage"  
}
```



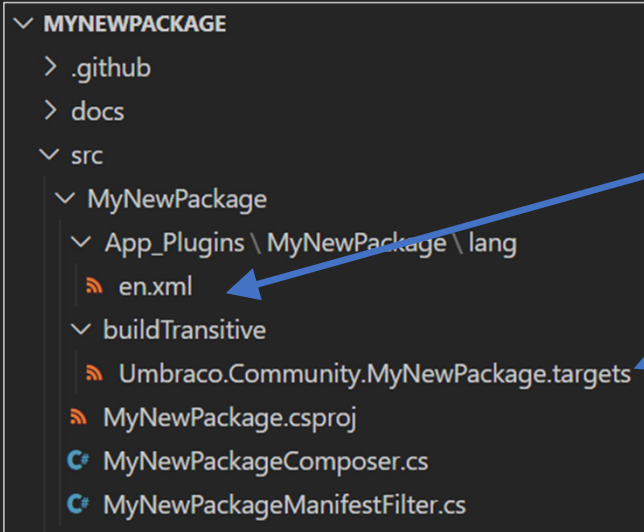
```
▼ MYNEWPACKAGE
  > .github
  > docs
  ▼ src
    ▼ MyNewPackage
      ▼ App_Plugins \ MyNewPackage \ lang
        en.xml
      ▼ buildTransitive
        Umbraco.Community.MyNewPackage.targets
        MyNewPackage.csproj
        MyNewPackageComposer.cs
        MyNewPackageManifestFilter.cs
```

src > MyNewPackage > MyNewPackage.csproj

```
1  <Project Sdk="Microsoft.NET.Sdk">
2    <PropertyGroup>
3      <TargetFramework>net6.0</TargetFramework>
4      <ImplicitUsings>enable</ImplicitUsings>
5      <Nullable>enable</Nullable>
6      <ContentTargetFolders>./</ContentTargetFolders>
7      <Product>Umbraco.Community.MyNewPackage</Product>
8      <PackageId>Umbraco.Community.MyNewPackage</PackageId>
9      <Title>MyNewPackage</Title>
10     <Description>...</Description>
11     <PackageTags>umbraco;umbraco-marketplace</PackageTags>
12     <RootNamespace>Umbraco.Community.MyNewPackage</RootNamespace>
13     <GeneratePackageOnBuild>True</GeneratePackageOnBuild>
14     <Version>0.1.0</Version>
15     <Authors>Lotte Pitcher</Authors>
16     <Copyright>2023 © Lotte Pitcher</Copyright>
17     <PackageProjectUrl>https://github.com/LottePitcher/MyNewPackage</PackageProjectUrl>
18     <RepositoryUrl>https://github.com/LottePitcher/MyNewPackage</RepositoryUrl>
19     <PackageReadmeFile>README_nuget.md</PackageReadmeFile>
20     <RepositoryType>git</RepositoryType>
21     <PackageLicenseExpression>MIT</PackageLicenseExpression>
22   </PropertyGroup>
```



#SPARKQA



Lang file

Targets file with the name of the nuget package, not the project!



```
▼ MYNEWPACKAGE
  > .github
  > docs
  ▼ src
    ▼ MyNewPackage
      ▼ App_Plugins \ MyNewPackage \ lang
        en.xml
      ▼ buildTransitive
        Umbraco.Community.MyNewPackage.targets
        MyNewPackage.csproj
        MyNewPackageComposer.cs
        MyNewPackageManifestFilter.cs
```

```
src > MyNewPackage > C# MyNewPackageManifestFilter.cs
1  using Umbraco.Cms.Core.Manifest;
2
3  namespace Umbraco.Community.MyNewPackage
4  {
5      internal class MyNewPackageManifestFilter : IManifestFilter
6      {
7          public void Filter(List<PackageManifest> manifests)
8          {
9              var assembly = typeof(MyNewPackageManifestFilter).Assembly;
10
11              manifests.Add(new PackageManifest
12              {
13                  PackageName = "MyNewPackage",
14                  Version = assembly.GetName()?.Version?.ToString(3) ?? "0.1.0",
15                  AllowPackageTelemetry = true
16              });
17          }
18      }
19  }
20
```




▼ MYNEWPACKAGE

- ▼ .github
 - ▼ ISSUE_TEMPLATE
 - ! bug.yml
 - ! config.yml
 - ! feature_request.yml
 - workflows
 - ! release.yml
 - CONTRIBUTING.md
 - 📄 README.md
- ▼ docs
 - 📄 README_nuget.md
- > src
- 💎 .gitignore
- 👤 LICENSE
- {} umbraco-marketplace.json

.github > 📄 README.md > # MyNewPackage

```
1  # MyNewPackage
2
3  [![Downloads](https://img.shields.io/nuget/dt/Umbraco.Community.MyNewPackage?color=cc9933)](https://img.shields.io/nuget/dt/Umbraco.Community.MyNewPackage?color=cc9933)
4  [![NuGet](https://img.shields.io/nuget/vpre/Umbraco.Community.MyNewPackage?color=0273b8)](https://img.shields.io/nuget/vpre/Umbraco.Community.MyNewPackage?color=0273b8)
5  [![GitHub license](https://img.shields.io/github/license/LottePitcher/MyNewPackage?color=0273b8)](https://img.shields.io/github/license/LottePitcher/MyNewPackage?color=0273b8)
6
7  TODO: describe your package
8
9  <!--
10 Including screenshots is a really good idea!
11
12 If you put images into /docs/screenshots, then you would reference them in this readme
13
14 
15 -->
16
17 ## Installation
18
19 Add the package to an existing Umbraco website (v10.4+) from nuget:
20
21 `dotnet add package Umbraco.Community.MyNewPackage`
22
23 TODO *provide any other instructions for someone using your package*
```



#SPARKQA



▼ MYNEWPACKAGE

- ▼ .github
 - ▼ ISSUE_TEMPLATE
 - ! bug.yml
 - ! config.yml
 - ! feature_request.yml
 - ▼ workflows
 - ! release.yml
 - 📄 CONTRIBUTING.md
 - 📄 README.md
- ▼ docs
 - 📄 README_nuget.md
- > src
- 🔒 .gitignore
- 👤 LICENSE
- 📄 umbraco-marketplace.json

docs > 📄 README_nuget.md > abc # MyNewPackage

1 # MyNewPackage

2

3 [\[!Downloads\]](https://img.shields.io/nuget/dt/Umbraco.Community.MyNewPackage?color=cc9)(https://img.shields.io/nuget/dt/Umbraco.Community.MyNewPackage?color=cc9

4 [\[!NuGet\]](https://img.shields.io/nuget/vpre/Umbraco.Community.MyNewPackage?color=0273B)(https://img.shields.io/nuget/vpre/Umbraco.Community.MyNewPackage?color=0273B

5 [\[!GitHub license\]](https://img.shields.io/github/license/LottePitcher/MyNewPackage?col)(https://img.shields.io/github/license/LottePitcher/MyNewPackage?col

6

7 TODO: describe your package for nuget audience




#SPARKQA



```
▼ MYNEWPACKAGE
  ▼ .github
    ▼ ISSUE_TEMPLATE
      ! bug.yml
      ! config.yml
      ! feature_request.yml
    ▼ workflows
      ! release.yml
      ↓ CONTRIBUTING.md
      ⓘ README.md
  ▼ docs
    ↓ README_nuget.md
  > src
  ⚙ .gitignore
  🧑 LICENSE
  {} umbraco-marketplace.json
```

Customised issue templates for GitHub

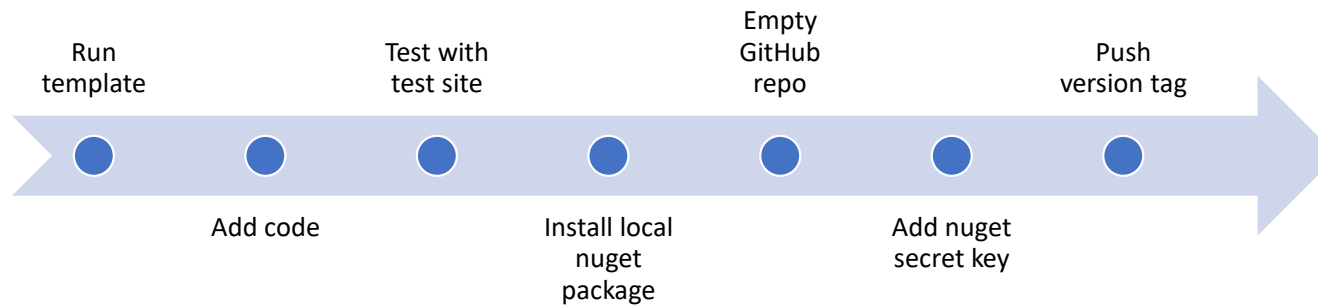
GitHub Action to publish to nuget when you push a tag to GitHub



#SPARKQA



OPST Workflow



```
dotnet new umbracopackagestarter -n MyNewPackage
--authorName "Lotte Pitcher"
--githubUser "LottePitcher"
--githubRepo "MyNewPackage"
```



#SPARKQA





OPST for Future Me. You?



<input type="checkbox"/>	🕒 7 Open ✓ 0 Closed
<input type="checkbox"/>	🕒 ⬢ Allow short parameters in CLI enhancement #7 opened 9 hours ago by LottePitcher
<input type="checkbox"/>	🕒 ⬢ Finish the 'using the template' instructions before making public! bug #6 opened 9 hours ago by LottePitcher
<input type="checkbox"/>	🕒 ⬢ Generate a 'friendly' name of the package enhancement #5 opened 9 hours ago by LottePitcher
<input type="checkbox"/>	🕒 ⬢ Full stop in name parameter now breaks template bug #4 opened 9 hours ago by LottePitcher
<input type="checkbox"/>	🕒 ⬢ Do not use 'Generate NuGet package on build' in .csproj enhancement #3 opened yesterday by LottePitcher
<input type="checkbox"/>	🕒 ⬢ Make the test site optional? enhancement #2 opened 3 days ago by LottePitcher
<input type="checkbox"/>	🕒 ⬢ Using template in Visual Studio creates two .sln files bug #1 opened 3 days ago by LottePitcher



#SPARKQA




<< Paying it Forward – Idea 2





Custom dotnet new Templates

- Take a working project or solution
- Add `/.templates.config/template.json`
 - Define the 'sourceName': the phrase that will get replaced with name parameter
 - Define your rules, such as:
- Exclude folders / files
- Rename folders / files
- Generate new Guids
- Generate new port numbers
- Specify custom parameters
- Run 'post actions' e.g. restore nuget packages
- And a lot more...




#SPARKQA



How Can You Contribute?

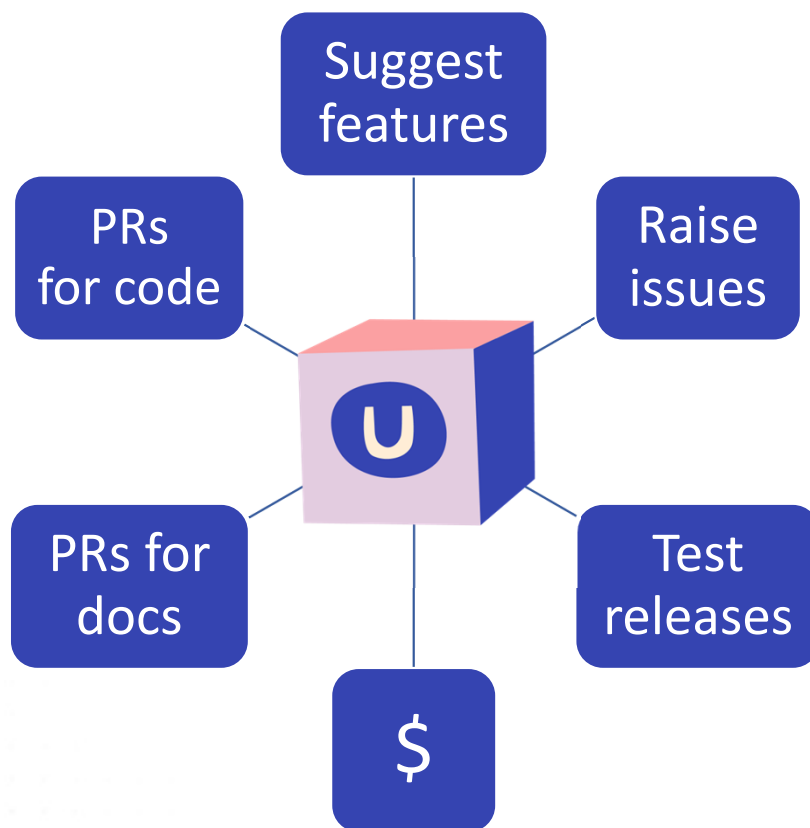
2 COLLABORATE ON EXISTING PACKAGE



#SPARKQA



Collaborate on existing package





uSync Migrations

uSync Migrations is a tool to help you migrate your site settings and content from Umbraco 7.x to the latest and greatest versions of Umbraco.

uSync

v10.3.1-beta001 + Migrations (v4.0.0)

uSync

Migrations

Settings

Add ons

uSync Migrations

uSync.Migrations is a tool to help you migrate your site settings and content from Umbraco 7.x to the latest and greatest versions of umbraco

Content

Migrate all the content

Content Media

Migrate

Everything

Migrate everything

Content ContentType DataType DictionaryItem
Language Macro Media MediaType Template

Migrate

Settings


Migrate all the settings

ContentType DataType DictionaryItem Language
Macro MediaType Template

Migrate

You can customize this list with a "/usync/profiles.json" file to add your own or remove these default migration profiles.

Contributors 8




#SPARKQA



How Can You Contribute?

3 EXPRESS YOURSELF



#SPARKQA

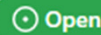


Express yourself!

Use the *new* marketplace

- Be more like Rachel Breeze

Better Package Descriptions #40



RachBreeze opened this issue on Jan 29 · 3 comments



RachBreeze commented on Jan 29



Heya

I know that package descriptions aren't the remit of the marketplace but for a lot of packages there's no real description as to what the packages do on the summary page, or why I should pick one package over the other. It's missing the why from many descriptions.



nathanwoulfe commented on Jan 30

Member



Hi @RachBreeze, I wholeheartedly 100% agree - a lot of the descriptions are average at best. Probably stems from the descriptions originally being written for use in a less-public context (ie NuGet search results), so most/many are not written from a marketing lens (ugh, I hate that I wrote that).

We have an outreach task in the backlog, I'll make a note to include an encouragement to improve copy.

N



umbraco



Great State



#SPARKQA



Express yourself!

Use the *new* marketplace

- Be more like Jesper Weber

Deprecation of packages #44

✓ Closed

jesperweber opened this issue 2 weeks ago · 3 comments



jesperweber commented 2 weeks ago



Hi,

It would be nice with an option to mark packages as deprecated and with the option to refer to another package instead.

Even better would if Umbraco marketplace could pull this information from NuGet.

⚠ This package has been deprecated as it is **legacy** and is no longer maintained.

Suggested Alternatives

[Enterspeed.Source.UmbracoCms](#)

Additional Details

This package is no longer maintained. Please use our new package which works across multiple Umbraco versions and will update with new cool features.



AndyButland mentioned this issue last week

Imported deprecated package information from NuGet and exposed in API. [umbraco/Umbraco.Marketplace#99](#)



Merged



umbraco



#SPARKQA




Express yourself!

Nominate Package Awards

- What package(s) have had most impact for you in last year?
- Deadline: April 14th
- Winners announced in Awards Show on Wednesday evening at Codegarden

Join the Package Team!


- Applications are opening soon...
- Ask myself or Nik Rimington if you want to know more
- I cannot recommend the experience enough!



#SPARKQA



Just a Final Reminder




#SPARKQA



Call To Actions

- Look for collaboration options as v13 approaches
 - Maintainers, please ask for help when you're ready
 - Consumers, please let them you're there to help when the time is right
- Join a *Packages Question Time* event
 - As "panellist", i.e. you have experiences to share
 - Or if you have questions to ask, or ideas to talk through
- Check out the Opinionated Package Starter Template
- Become a package developer?



#SPARKQA




Thank You!



linktr.ee/lottepitcher

lotte.dev



#SPARKQA